

WARRANTY EXCLUSIONS

All selected products are designed for home use.

Important: Read the usage recommendations and maintenance guide carefully before you begin.



This warranty specifically excludes claims for:

- Damage caused by burns, cuts, animals or other improper use or handling, such as repairs to locations not authorized by the manufacturer.
- Damage caused by improper and negligent cleaning or maintenance or by application of products not specifically indicated in the maintenance manual.
- Damage caused by steam cleaning.
- Damage caused by corrosive materials (such as acids or solvents), dyes, inks and human or animal body fluids.
- Results from continuous exposure to sunlight, extreme heat, or excessive light sources. All these products are for interiors, so the fabric don't guarantees its color against sunlight.
- Changes in appearance and loss of product properties caused by normal use of the product. It is perfectly normal for the seats and back, whether of fabric or synthetic leather, to change their appearance. During the first few months, the seats will gradually become softer and the back will undulate.
- Changes in shade or differences with the colors shown in the swatches. It should be specified that the colors of fabrics, polyethylene, may vary from one item to another or depending on the location and external conditions of the place of use. In addition, the colors shown in the swatches are close to the final color swatch that will be received, but will never equal 100%. Nor can you get the same colors on subsequent orders.
- Those that occurred during the handling and transportation of the product.
- Purchase date refers to the invoice issue date, and second sales are not covered by the warranty.
- Foams and fibers due to natural wear and tear are exempt from warranty. It is a product subject to wear and tear.
- Shape and volume: The interiors of the sofa seats, backrests and armrests are made of soft materials and may slightly change their width and height during use. Specifically, a 10% loss in seat and backrest height is considered normal and there may also be a mark where you sat for several hours.
- The threads used in the sofa seams appear as a result of the sewing system used. These small perforations do not in any way prevent normal use of the product.
- New products may emit a certain smell during the first few days. They disappear gradually and are not harmful.

CLAIMS

Compliance of the delivered product must be made by the buyer from the moment of receipt.

Any claim for defects must be made in writing with reference to the delivery note number, delivery date and product lot number (located under the sofa, on the packaging label or on the delivery note itself) within a maximum period of 7 days upon receipt.

It should also be accompanied by photographs or videos where you can more clearly demonstrate the defect or defects of the product.

If any of this information is omitted or missing, the warranty will remain in effect until corrected.

The manipulation or omission of the lot number causes the total loss of the product warranty, as it is the identification of the product.

In the case of hidden or difficult to detect defects, the complaint must be notified within 30 days of detection. The buyer must then clearly demonstrate that the defect originates from the goods sold.

We (the manufacturer) took up to 72 hours after the complaint to deal with the case and make a first analysis, provided it receives all the necessary information.

In addition, it reserves the right to examine the product before making any repairs and to assess the nature of the defect, whether or not to acknowledge warranty coverage. If we (the manufacturer) assume that repair can be made, you will not be required to make a total or partial exchange of the product.

Should the goods have to be returned, it must be properly packed for the carrier to proceed with its collection, and must be accompanied by a complaint order addressed to the manufacturer.

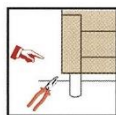
The expenses incurred in settling the claim will be borne by the manufacturer, provided that the claim is made within the parameters mentioned herein and that defects are covered by the general warranty of the product. In out-of-warranty situations, it is the buyer who will assume the payment of the problem-solving and estimated by the manufacturer that reserves the right not to offer warranty service.

RECOMMENDATIONS FOR USE:

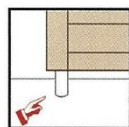
We offer the following recommendations and suggestions for keeping your sofa in good condition. Although our sofas are described in general terms, each sofa will have its special features. Some important factors affect the life of the product, find them in our guide.

Before your new sofa leaves our factory, it is completely assembled and evaluated by a quality team that ensures its manufacture and overall appearance are perfect. Only after this official approval will your sofa be perfectly packed by specialists and protected for delivery to the furniture store. Your furniture store can store it before you take it home. All transportation and storage activities can leave marks on your sofa. For example, the seams may change slightly or the backrests may show some crushing. Arranging a little will return it to its original appearance.

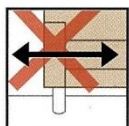
Place your sofa on a smooth and level floor. Any irregularity, however slight, or supporting one of the legs on the carpet can have unintended consequences, such as the creaking of the wooden structure. To unpack your new sofa do not use x-act or slides. Note that cutting the plastic can cut the fabric.



Remove any debris from the packaging such as sharp staples, otherwise it will increase the risk of damage, especially when lifting or moving the sofa in the future. Carefully separate any information attached to the sofa, do not pull it. Pulling may damage seams or fabrics.

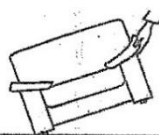


The metal feet of your sofa have a plastic part. If your sofa has wooden feet and you place it on a delicate floor, put a felt or plastic to protect it.

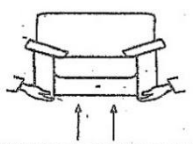


To avoid damage to the feet or side elements of the sofa, never try to push, pull or move it sideways when repositioning or moving it to clean the room, always lift it up. For multiple built-in modules, lift and move each element separately and reassemble it in its new location. Once relocated, align the seams and straighten the pads. When lifting the sofa, do not hold it by the cushions so as not to press the seams too much.


NO



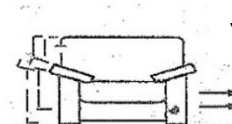
YES




NO




YES



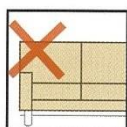
Please do not sit in the arms, they are designed to rest your arms. If you misuse them, they may become deformed, the filler may move, and the seams may burst when subjected to excessive pressure.



The backrests of the sofas are not designed or fit to sit because the interiors of the back are not prepared to withstand this vertical pressure. Obviously, you should not sit on your arms or backrests with the bending mechanism that can be damaged.



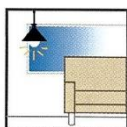
Please avoid overweight your sofas, for example, do not stand or kneel on the seats.




Do not rub the sofa with the upholstered part against the wall or floor to prevent fraying.



Jeans or other garments with dyed fabrics may leave visible ink stains on light-colored fabrics. These stains cannot be removed from most fabrics. Color passing may occur in cases of color combinations. Be careful with belts, keys in the back pockets and trouser springs as these may cause physical damage to the sofa.



Bright direct light or illumination in close proximity to halogen lamps accelerate tissue discoloration. Dark or sumptuous colors tend to change color faster under the influence of light than light colors.



Pimple (small tissue granules) may initially appear in the case of soft tissue or fiber mixtures. This is usually caused by clothes. These balls in some fabrics are a common feature and not a material defect. Use a specific shaver according to the manufacturer's instructions for its removal. Due to their composition, fabrics with a higher proportion of viscose and flax are more likely to produce bud.



Upholstered articles are made of soft materials and therefore cannot be measured or constructed to absolutely precise dimensions. All dimensions are approximate. Minor variations are inevitable and totally normal in the products. The differences can be about 3 to 8 centimeters. These differences are within normal tolerance parameters and are not a valid cause for complaints.

Use the sofa evenly in its entirety to avoid wear on some seats and others not, try not to always sit in the same seat or change the cushions from time to time.

Observe the following instructions to make sure your pillows and backrests always look great:

1. Run your hands on the cushions to redistribute the padding / fabric.
2. Hold the back of the cushion firmly with one hand and tap with the other to straighten it.
3. Hold one corner of the cushion firmly with one hand and tap the other to hold it.
4. When you are finished performing the above steps, firmly grasp one corner of the cushion with one hand and smooth the sofa cover with the other.
5. Please do the same on the armrests.

UPHOLSTERY PRODUCTS

STRUCTURE

All our sofas are made of solid wood structures, with transverse reinforcements in the seating area and in the corners. To form the structure, we use chipboard panels.

The entire structure is coated with acrylic fiber to avoid direct contact of the fabric / upholstery with it.

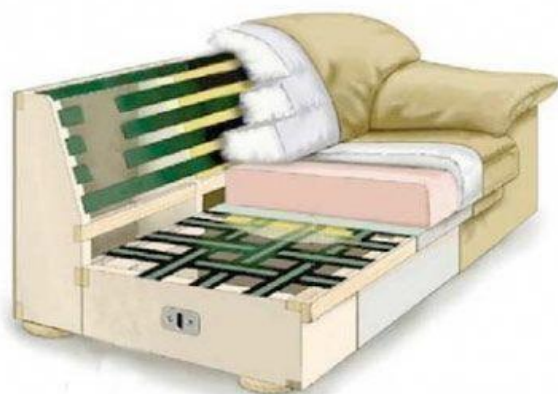
It is recommended not to sit on parts of the structure.

The feet are solid wood and usually beech. The color and design will depend on the model.

CUSHIONS

1. Many of our seat cushions are made of 28kg / m3 polyurethane foam and always covered with 300 gr sqm2 fiber.
2. Seats in foam, fiber or memory foam. Most of our models incorporate 28 kg density polyurethane foam. At the top take between 60% to 40% fiber.
3. Back uses 100% polyester hollow fiber. The inner back cushions are made of non-woven fabric with interior partitions to prevent fiber movement. The filler used is hollow fiber and crushed polyurethane foam.
4. Foam backrests. In some cases and according to each model, 20 kg / m3 super soft foamed foam pads are always used for the back pads and always covered with 300 gr sqm2 fiber.
5. Fiber distribution in partitions allows a blend to be flexible and adapt to the body at all times. To ensure stability and prevent interior alteration, the upholstery is contained in individual pockets or compartments. These are more or less visible depending on the type of padding.

However, it is necessary to move or adjust the pads regularly. Another benefit of this operation is that special attributes such as smoothness, elasticity and flexibility are maintained.



SLIDING MECHANISM

The sliding mechanism uses nylon wheels that slide on the metal guides.

These guides must be clean, otherwise they will get caught and resist and could cause damage to the mechanism.

You should also take care that the wheels do not come off the rails to prevent damage to the fabric or the wheel itself.

It is recommended that with the slides open at the front of the sofa you do not feel, because you are subjecting the entire mechanism to an effort and can break the wheels.

In places near the beach or where there is a lot of humidity, you can lubricate the mechanism and thus prevent metal oxidation and unusual stresses. It can be lubricated with a little transparent Vaseline or hand cream, preventing this grease or cream from contacting the fabric to prevent stains.

MOBILE PARTS OR ELECTRICAL MECHANISMS

- a) It is generally recommended to use it rationally, whether manual or electric.
- b) For those incorporating electrical mechanisms, it is recommended to switch them off if they will not be used for a long period of time. Avoid manipulation of the mechanisms by children.
- c) The mechanism should be used only when the user is sitting on the sofa. It is advisable not to touch the metal parts of the mechanisms. It is recommended to turn off the engine when it is moved or when cleaning or similar tasks are performed.
- d) Increases or decreases in electrical voltage may cause engine malfunctions. When this happens, turn off the engine, wait a few minutes, and then turn it on again.
- e) There are several mechanisms for headboards or reclining arms.

5 vertical positions, where the last one has an angle greater than 90°. To handle, push or pull the headrest to place it in the desired position.

Multiposition with return. The headrest is foldable in 6 or 13 positions, from the initial position to completely vertical at 90°. After starting to lift it, if you want to go back, put the headrest in the final 90° position and slightly increase the angle. In this way the brake disappears and the head restraint returns in a single movement to its horizontal position.

GENERAL MAINTENANCE

If possible, try to maintain a minimum separation of 30 cm between sofas and heat sources. Prolonged exposure to heat or radiators may dry out, harden and consequently wrinkle the fabric.

Do not place fabric or leather sofas where they are exposed to direct sunlight. All materials are discolored with direct sunlight. The fabrics and skins are very sensitive to sunlight. Do not place fabrics in front of windows or outdoors.

Do not allow animals to come into contact with coatings. Animals have sharp nails that can make cuts in the fabric. In addition, saliva and other oils and liquids they produce are very aggressive.

Never use harsh chemicals near your sofas. Keep materials such as nail polish and solvents, glue and cleaning products away from the fabric. If you eventually use these chemicals, cover the sofa well. Avoid all products containing solvents or oils as they may damage the fabric surface. We recommend for your maintenance the use of specific upholstery cleaners.

Clean your sofa as you would other furniture. Clean the surface of the sofa every week. You can also use the soft brush of the vacuum cleaner. On the surface of the skin it is possible to remove all dust. Dust can penetrate fabrics, so it is a material to consider for people sensitive to dust.

Pay special attention and protect more heavily used areas such as seats, arms and backrests.

FABRICS

To preserve the fabric of your sofa and enjoy it longer, regular and proper maintenance is required. The following recommended maintenance methods allow you to remove surface dirt and stains that may occur accidentally.

Like any carpet, curtain, carpet, and, depending on the nature of the fiber, fabric upholstery is more or less sensitive to light and heat. Avoid as much as possible direct exposure to sunlight or the proximity of any heat source.

Dust and dirt from using the sofa (rubbing clothes, hands, various stains) are the factors that overshadow the fabrics and worsen their aesthetic appearance. Start with the recommended maintenance before dust / dirt becomes very important.

Dirt also deteriorates the fibers, making them less resistant. Use the following methods to keep them clean.

REGULAR MAINTENANCE

Dust Removal: Should be done regularly to remove dust that is deposited on the fabric and thus prevent it from incorporating into the fabric due to the use of the sofa. Vacuum frequently with a soft brush to avoid tearing the surface of the fabric.

STAIN CLEANING

Before any intervention, refer to the last page describing the upholstery and its cleaning conditions.

Some fabrics in our collections have received specific protective treatments at the time of manufacture to prevent stain penetration and / or facilitate cleaning.

In case of accidental and punctual stains, intervene as soon as possible to prevent the stain from entering the fabric. Before using any specific tissue cleaner, try to remove the stain as much as possible, if it is liquid, using a cloth or sponge, and if it is dry, brushing and gently vacuuming in place of the stain. Do not use ammonia cleaners, solvents or abrasives or cleaners without regard to the special cleaning standards for each padding.

It is generally recommended before cleaning a specific area, to test a hidden or slightly invisible part of the fabric. Choose the most appropriate cleaning method using the following table as a reference. For the cleaning operation, if the result is satisfactory using the first method. If the nature of the stain is unknown, it is recommended that an expert see it, pre-test it and make sure it looks good.

TYPE OF STAINS

TYPE OF STAIN	METHOD	TIPO DE MANCHA	METHOD
Coffee or tea	Ab	Fats	ad
Liqueurs, Wine and Appetizers	Ab	Bitumen	ad
Sugares	A	Pens, markers, ink	d
Parsley	Abd	Blood	ac
Fruit	Ab	Sweat	ac
Milk	Ac	Dust	a

METHOD A: Soak a sponge with a liquid solution, mix 5% neutral soap and cold water. Make small touches on the stain and remove the applied product with the help of a dry cloth. Avoid rubbing or scratching to avoid tearing the fabric. Repeat the operation if necessary, avoiding wetting the fabric. At the end of the cleaning operation and after drying the treated area completely, sprinkle the talcum powder on the damp area, allow it to dry and vacuum with a vacuum cleaner provided with a soft brush. When applying dust, it is important to avoid the formation of halos.

METHOD B: Prepare a mixture with 1/3 water, 1/3 white vinegar and 1/3 90 ° alcohol, soak a sponge and apply the method with this solution. Before letting dry, apply the method with mild soap.

METHOD C: Prepare a mixture of 30/70% ammonia and water, soak a sponge and apply the method with this solution. Before letting dry, apply the method with mild soap.

METHOD D: Soak a clean cloth with alcohol. Touch the stain gently but without rubbing. Apply the method with mild soap to complete the cleaning.

GENERAL CLEANING OF THE PILLOWS

Before any intervention, refer to the last page that describes the upholstery and its cleaning conditions.

To improve the aesthetic appearance of sofa cushions and backrests, despite regular maintenance, more thorough cleaning is required.

Although it is advisable to consult a professional, we offer the following cleaning method:

Pour into a bowl of mild soap and water. Dip a sponge and wipe the fabric with this soapy solution, making small circular motions. It is important that the foam is evenly distributed to avoid residue on the fabric. After applying the foam, wipe the lids with a soft cloth so that the dirt that is suspended by the soap is washed off.

Vacuum the dry fabric to finish cleaning.

Abreviaturas	Significado
PES / PL / POL	Poliéster
PAC / PC / ACRIL	Acrílico
CO	Algodón
PP	Polipropileno
VIS / CV	Viscosa
LIN / LI	Lino
SED	Seda
PAN	Poliacrilonitrilo
PA	Poliamida
PU	Poliuretano
PV	PVC

EUROPEAN STANDARDS

According to Decree Law 1/2007 on consumer protection law, it is not considered "non-conformity of goods" and therefore the following situations are not entitled to warranty.

-Deterioration caused by misuse.

-Tolerances UNE-PT-1334 (shape and volume): Settlement of materials may cause slight undulation. This phenomenon is normal and does not change the characteristics.

-Odors: Smells on new articles gradually fade and are not harmful.

-Thread: The appearance of sewing threads is created on the product and may not be straight or straight.